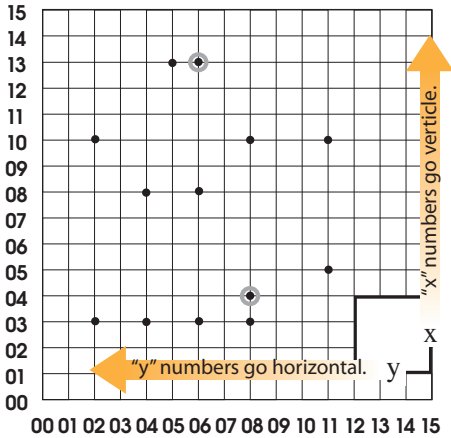


Coordinates

Find the dot at each set of coordinates.
Connect each dot to the next, making one continuous line. "x" numbers run up the side, "y" across the bottom. Use a corner of paper to make finding coordinates and dots easier.

Start Here!	x:04, y:08	x:10, y:08
x:13, y:05	x:10, y:02	x:03, y:02
x:03, y:04	x:08, y:04	x:08, y:06
x:03, y:06	x:03, y:08	x:05, y:11
x:10, y:11	x:13, y:06	End Here!

* Tips: Long lines, use ruler.
Circling dots helps.

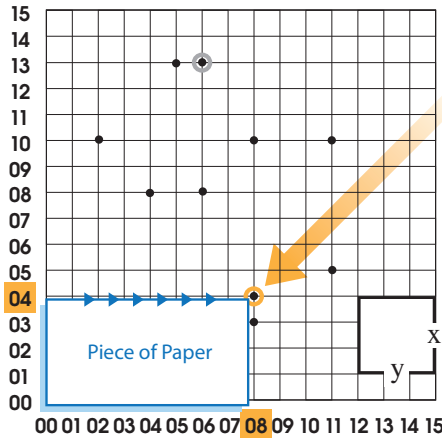


Coordinates

Find the dot at each set of coordinates.
Connect each dot to the next, making one continuous line. "x" numbers run up the side, "y" across the bottom. Use a corner of paper to make finding coordinates and dots easier.

Start Here!	x:04, y:08	x:10, y:08
x:13, y:05	x:10, y:02	x:03, y:02
x:03, y:04	x:08, y:04	x:08, y:06
x:03, y:06	x:03, y:08	x:05, y:11
x:10, y:11	x:13, y:06	End Here!

* Tips: Long lines, use ruler.
Circling dots helps.

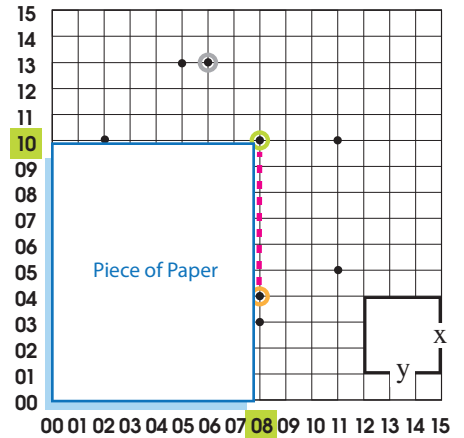


Coordinates

Find the dot at each set of coordinates.
Connect each dot to the next, making one continuous line. "x" numbers run up the side, "y" across the bottom. Use a corner of paper to make finding coordinates and dots easier.

Start Here!	x:04, y:08	x:10, y:08
x:13, y:05	x:10, y:02	x:03, y:02
x:03, y:04	x:08, y:04	x:08, y:06
x:03, y:06	x:03, y:08	x:05, y:11
x:10, y:11	x:13, y:06	End Here!

* Tips: Long lines, use ruler.
Circling dots helps.

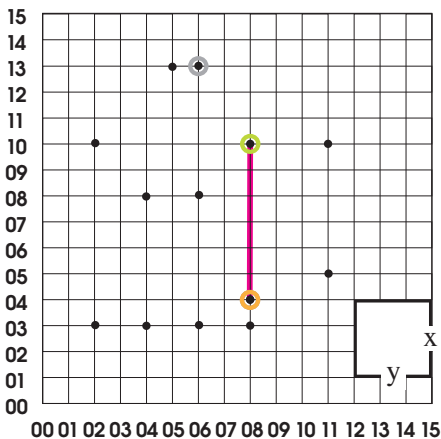


Coordinates

Find the dot at each set of coordinates.
Connect each dot to the next, making one continuous line. "x" numbers run up the side, "y" across the bottom. Use a corner of paper to make finding coordinates and dots easier.

Start Here!	x:04, y:08	x:10, y:08
x:13, y:05	x:10, y:02	x:03, y:02
x:03, y:04	x:08, y:04	x:08, y:06
x:03, y:06	x:03, y:08	x:05, y:11
x:10, y:11	x:13, y:06	End Here!

* Tips: Long lines, use ruler.
Circling dots helps.

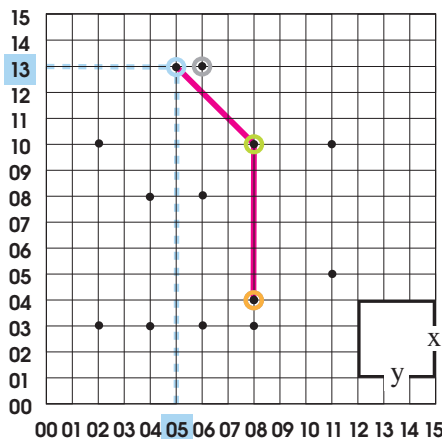


Coordinates

Find the dot at each set of coordinates.
Connect each dot to the next, making one continuous line. "x" numbers run up the side, "y" across the bottom. Use a corner of paper to make finding coordinates and dots easier.

Start Here!	x:04, y:08	x:10, y:08
x:13, y:05	x:10, y:02	x:03, y:02
x:03, y:04	x:08, y:04	x:08, y:06
x:03, y:06	x:03, y:08	x:05, y:11
x:10, y:11	x:13, y:06	End Here!

* Tips: Long lines, use ruler.
Circling dots helps.



Coordinates

Find the dot at each set of coordinates.
Connect each dot to the next, making one continuous line. "x" numbers run up the side, "y" across the bottom. Use a corner of paper to make finding coordinates and dots easier.

Start Here!	x:04, y:08	x:10, y:08
x:13, y:05	x:10, y:02	x:03, y:02
x:03, y:04	x:08, y:04	x:08, y:06
x:03, y:06	x:03, y:08	x:05, y:11
x:10, y:11	x:13, y:06	End Here!

* Tips: Long lines, use ruler.
Circling dots helps.

